

SHAPE

- Rectangular

SIZE

- Length: 1600 mm, Width: 700 mm, Height: 500-526 mm

MATERIAL

- QUARRYCAST™

DRAIN HOLE

- Central off-set drain

WEIGHT

- 43.3 kg

CAPACITY

- 194.45 Litres

INSTALLATION TYPE

- Undermount/Drop-in

DRAIN SET

- Kit 16 required and sold separately

WARRANTY

- 25 years residential
- 8 years commercial
- Visit www.vandabaths.com for further information

SPECIFICATIONS

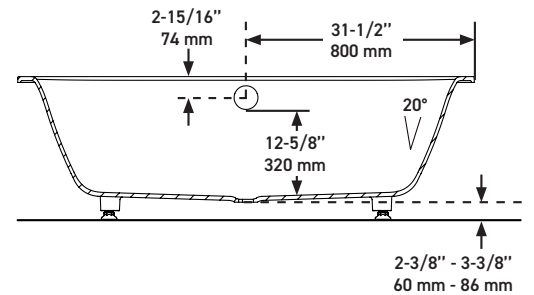
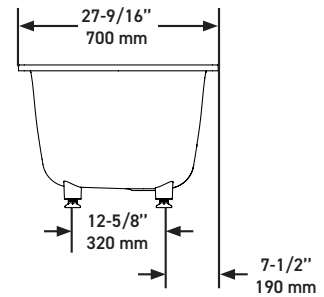
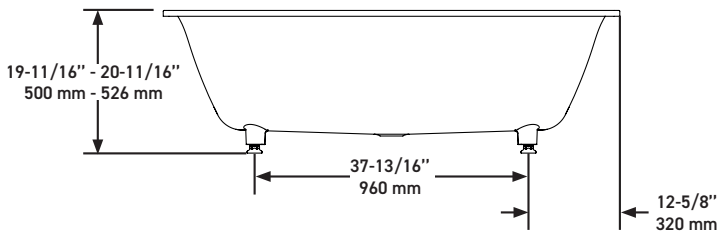
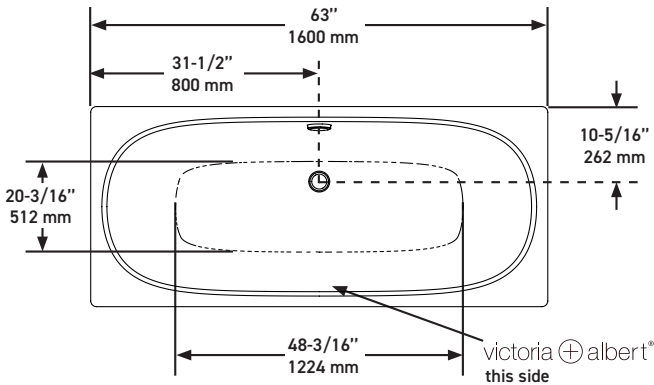


LUSSARI 1600™

Undermount or Drop-in Bath

MODELS: LU6-N-SW-OF, LU6M-N-SM-OF

NOTE: Due to production tolerances, please do not make any modifications or cut any surfaces for installation until you have received your bath.



For care and cleaning, product warranty, and additional information contact:

US Customers

U.S.A.
houseofrohl.com/support
 1-800-777-9762

Canadian Customers

Quebec / Maritimes / Western Canada
 Québec / Maritimes / Ouest Canadien
 Quebec / Maritimos / Canada Occidental
houseofrohl.ca/support
 1-866-473-8442

EMEA Customers

Ontario
houseofrohl.ca/support
 1-800-287-5354

www.houseofrohl.design
 +44 (0) 3338 000 011

