

Rossendale 6636

ROS-N-SW-IO



Built-in tub for drop-in or undermount

- Made from ENGLISHCAST™
 - One piece casting of Volcanic Limestone™ and resin
 - Harder & more durable than acrylic
- Easy clean high gloss finish
 - Maximum design flexibility choose drop-in or undermount installation
 - Internal Overflow
 - 4 adjustable feet for levelling
- 25 year warranty



Baignoire adaptée à une pose sur podium ou encastrée

- Fabriquée en ENGLISHCAST™
 - Ensemble d'une pièce en pierre volcanique rare et résine
 - Matériau plus dur et plus résistant que l'acrylique
- Fini ultra brillant, facile à nettoyer
 - Flexibilité maximale en matière de design, offrant au choix une installation podium ou encastrée
 - Trop-plein intégré
 - 4 pieds de nivellement réglables
- Garantie de 25 ans



Bañera encastrada, ideal para montaje encastrado o bajo encimera

- Hecho de ENGLISHCAST™
 - Hecho en una pieza de piedra volcánica y resina
 - Más resistente y duradero que acrílico
- Fácil de limpiar y acabado brillante
 - Máxima flexibilidad en el diseño para instalarla encastrada o sobre encimera
 - Sistema de rebosadero integrado
 - 4 pies ajustables para un perfecto nivelado
- 25 años de garantía

25
years

Warranty for residential use for 25 years*
25 ans de garantie pour un usage domestique*
Garantía de 25 años para uso domestico*

8
years

Warranty for commercial use for 8 years*
8 ans de garantie pour un usage commercial*
Garantía de 8 años para uso comercial*

Rossendale 6636

ROS-N-SW-IO

victoria ⊕ albert®

volcanic limestone baths

Recommended

Conseillé / Recomendado



K13

Related collections

Collections connexes / Colecciones relacionadas



Tubo faucet - TU-21



Staffordshire faucet - STA-15



Drop-in



Undermount

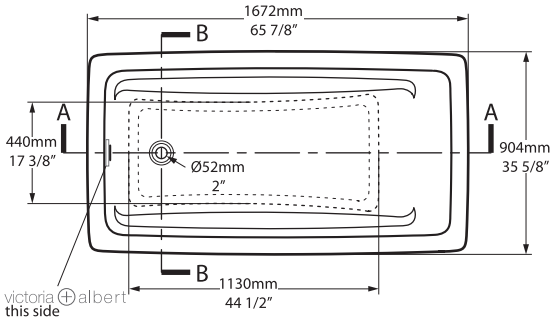
Rossendale 6636

ROS-N-SW-IO

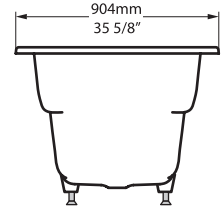
victoria  albert®

volcanic limestone baths

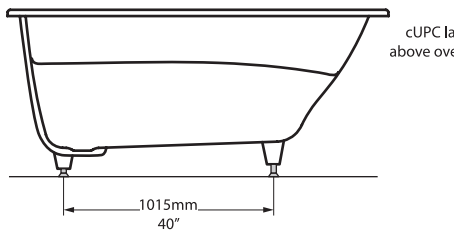
Top view



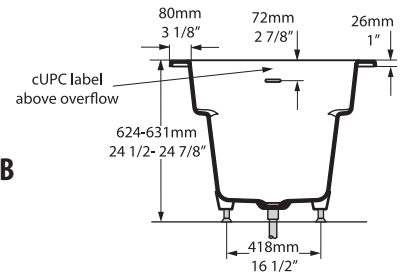
Front view



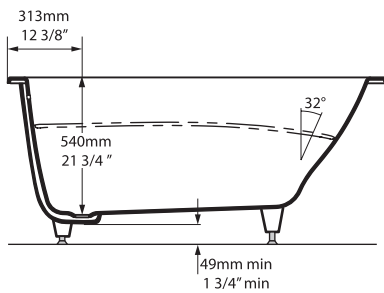
Side view



Section BB



Section AA



Drop In Cut Out

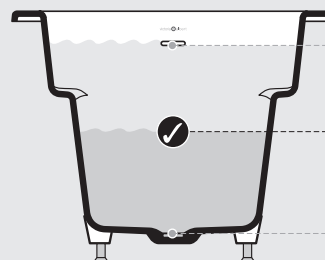
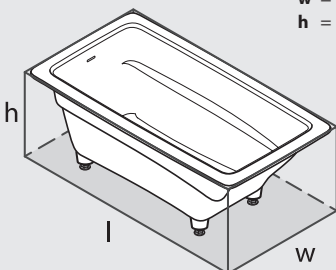
1564mm x 792mm
61 5/8" x 31 1/4"

UnderMount Cut Out

1499mm x 734mm
59" x 28 7/8"

*All measurements subject to +/-5% tolerance

l = 1672mm / 65⁷/₈"
w = 904mm / 35⁵/₈"
h = 624-631mm / 24¹/₂-24⁷/₈"



 891  88 1/4 US gal

 463  37 US gal

 154  0 US gal



.dwg | .dxf | .skp www.vandabaths.com



Massachusetts Code: Approved
cUPC listing by IAPMO: File No. 6574



VA/1181/07/Jan19